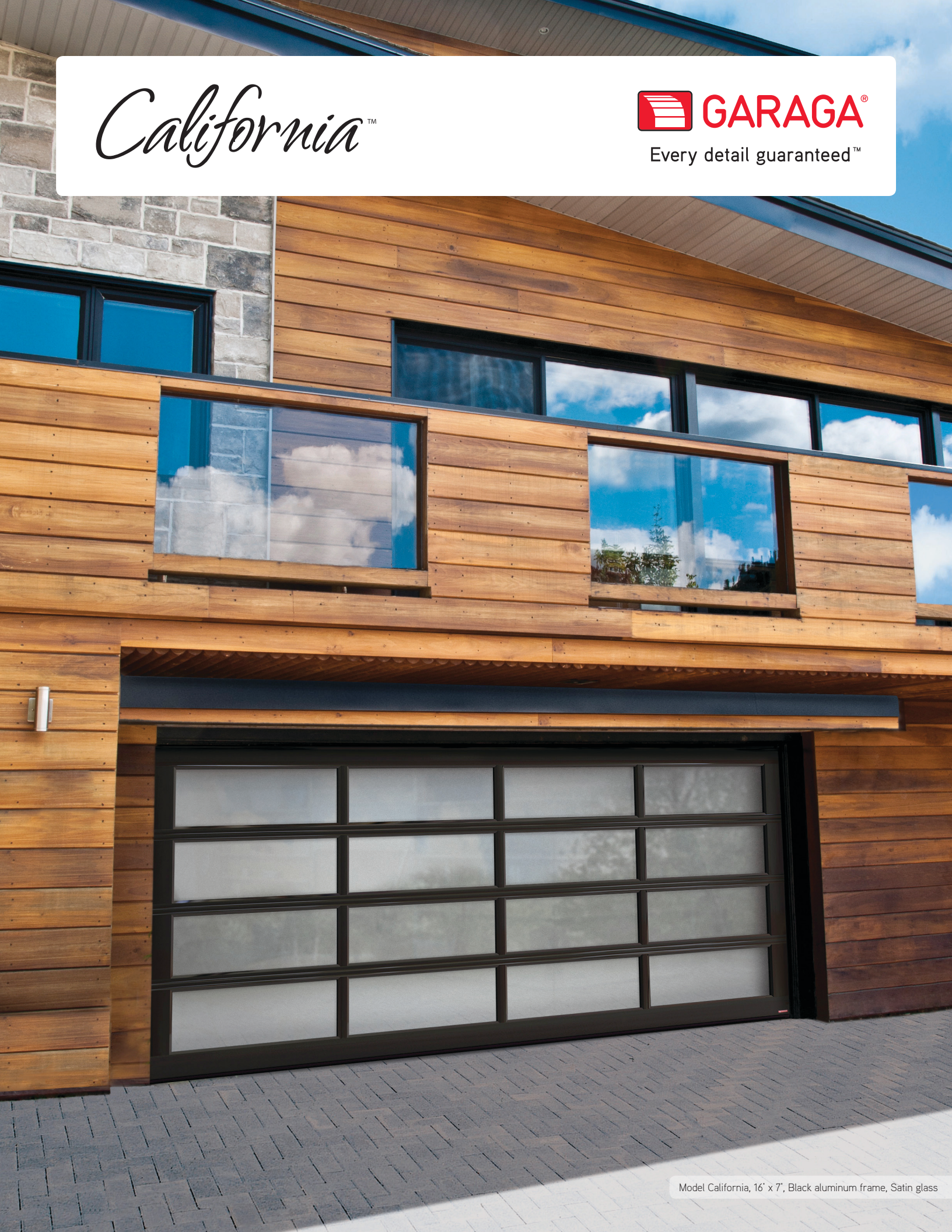


California[™]



Every detail guaranteed[™]



Model California, 16' x 7', Black aluminum frame, Satin glass

CALIFORNIA

FULL VISION DOOR

THICKNESS: 1 3/4"

ALUMINUM FRAME

LAYOUTS

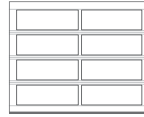
CONTEMPORARY



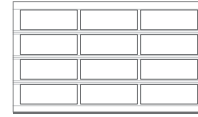
IMPORTANT

The full vision door should not be used for its insulation properties.

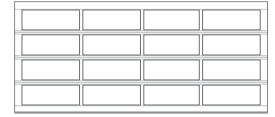
COMMON LAYOUTS



8' to 9'3"



9'4" to 12'3"



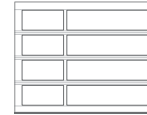
12'4" to 18'

SPECIAL LAYOUTS




Total

No vertical stile.
Maximum width of 9'2"




Zen

One vertical stile installed
at a third of the width.
Maximum width of 10'



Nature

One vertical stile installed
at the center.
Maximum width of 16'2"



More

Layout with more openings
than the common layouts.
Always equal width
openings.

GLASS



Clear



Satin




Tinted


7/8" thermopanes, 2 sides tempered.

See your garage door dealer for all the available styles of windows.


FRAME COLORS



White



Anodized



Black

SIZES

Widths from 8' to 18', in 1" increments. Heights from 6'6" to 8', in 1" increments.
See your garage door dealer for more details on oversized doors available.

WARRANTY

Door sections: limited lifetime
Dura+ hardware: 2 years

Windows: 10 years against seal defects
Weatherstripping: 1 year



8500, 25th Avenue,
St-Georges QC
G6A 1K5
CANADA

418 227-9458
info@garaga.com
garaga.com



YOUR
GARAGA
DISTRIBUTOR